

EVENTOS

I Workshop sobre modelos
de publicación científica:
más allá de los acuerdos transformativos

| 2024

e

Pagando por publicar: modelos de publicación en abierto


Ignasi Labastida Juan

 **crue** Universidades
Españolas

I+D+i
Red de Bibliotecas
REBIUN

Pagando por publicar: Modelos de publicación en abierto

Ignasi Labastida Juan
CRAI Universitat de Barcelona



Pagar por publicar

No es un modelo introducido por el acceso abierto

Un ejemplo de 1999...



On-axis joint transform correlation based on a four-level power spectrum

Ignasi Labastida, Arturo Carnicer, Estela Martín-Badosa, Ignacio Juvells, and
Santiago Vallmitjana

We propose a method to obtain a single centered correlation with use of a joint transform correlator. We analyze the required setup to carry out the whole process optically, and we also present experimental results. © 1999 Optical Society of America
OCIS codes: 070.5010, 070.4550, 230.3720.

[Buy Article](#)

This full-text PDF is available as a Pay-Per-View article purchase at the rates listed below.

Optica Members: \$15/article

Non-Optica Members: \$35/article

Pay-Per-View Purchase provides access to a PDF of the full-text.



PUBLICATION CHARGES

1. **Standard Publication Charges** for all Journal articles-*Choose one:*

() - I accept the obligation to pay \$125 per page in partial support of this article. (Note: Authors who honor page-charge payments fully may apply a 20% discount to their reprint orders.)... _____ pages x \$125 = _____

(-) - I can make a contribution in the amount of \$ _____ per page for my _____ -page article

2. **Overlength Charges** (Does not apply to **Optics Letters**)

FOR JOSA A AND JOSA B ARTICLES ONLY:

I have, through previous communication with the OSA, agreed to pay \$210 per page in excess of 10 pages _____ excess pages x \$210 = _____

FOR APPLIED OPTICS ARTICLES ONLY:

I have, through previous communication with the OSA, agreed to pay \$105 per page in excess of 8 pages _____ excess pages x \$105 = _____

3. **Color Production** (For authors specifying color printing within an article)


In a previous communication with the OSA, I have agreed to support the cost of color production within my journal article. The production cost I agreed to pay is _____

TOTAL PUBLICATION CHARGES



Pagar por publicar

Y se mantiene en modelos de suscripción



Journal	Base Publication Fee	Excess Page Fee Per Publication Unit	Open Access Article Processing Charge (APC) *Base Publication and Excess Page Fees are waived for authors publishing their articles as Open Access. Information on taxes and licensing can be found on the Wiley website linked on the individual APCs below.
<i>Global Biogeochemical Cycles</i>	\$0	\$125	<u>\$3,880*</u>
<i>Journal of Geophysical Research (all except JGR: Machine Learning and Computation)</i>	\$1,000	\$125	<u>\$3,880*</u>
<i>Paleoceanography and Paleoclimatology</i>	\$0	\$125	<u>\$3,880*</u>
<i>Radio Science</i>	\$1,000	\$125	<u>\$3,700*</u>
<i>Reviews of Geophysics</i>	\$0	\$0	<u>\$3,880*</u>
<i>Tectonics</i>	\$0	\$125	<u>\$3,880*</u>

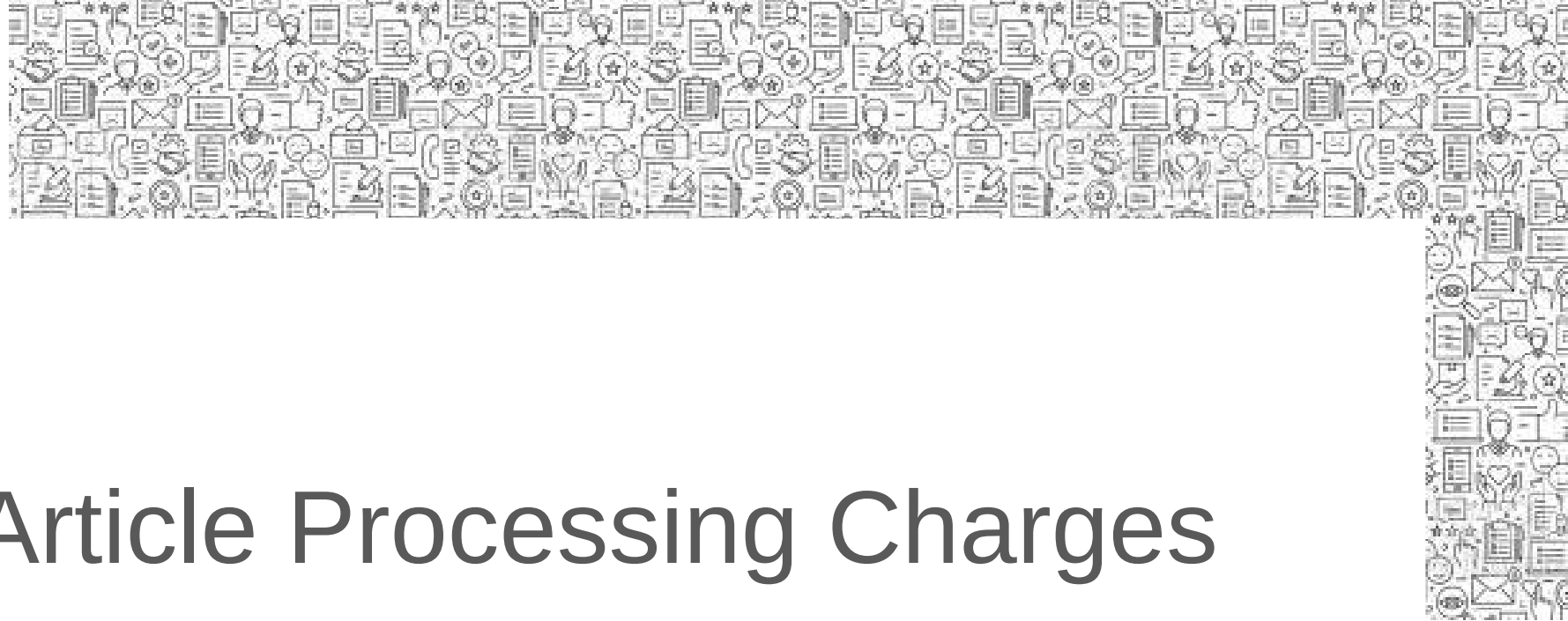


Pagar por publicar

Es uno de los modelos sugeridos en Budapest

Debido a que el precio es una barrera al acceso, estas nuevas publicaciones no cargarán cuotas de suscripción ni acceso y buscarán otras formas para cubrir sus gastos.


No hay necesidad de favorecer una sola de estas soluciones sobre las demás para todas las áreas del conocimiento o para todas las naciones, ni tampoco se trata de dejar de buscar otras alternativas creativas.



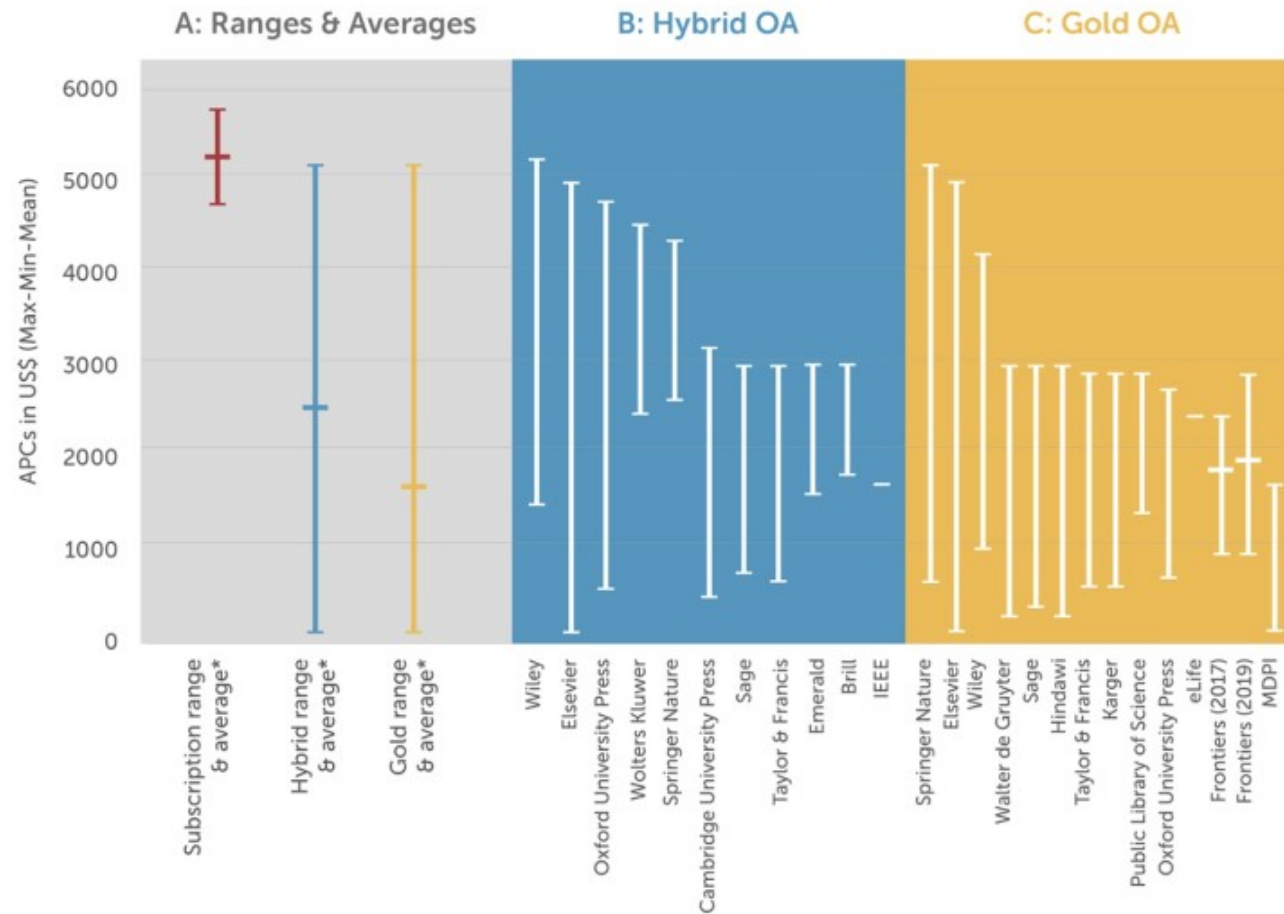
APC: Article Processing Charges

En revistas de acceso abierto

En revistas híbridas



Article Processing Charges 2016



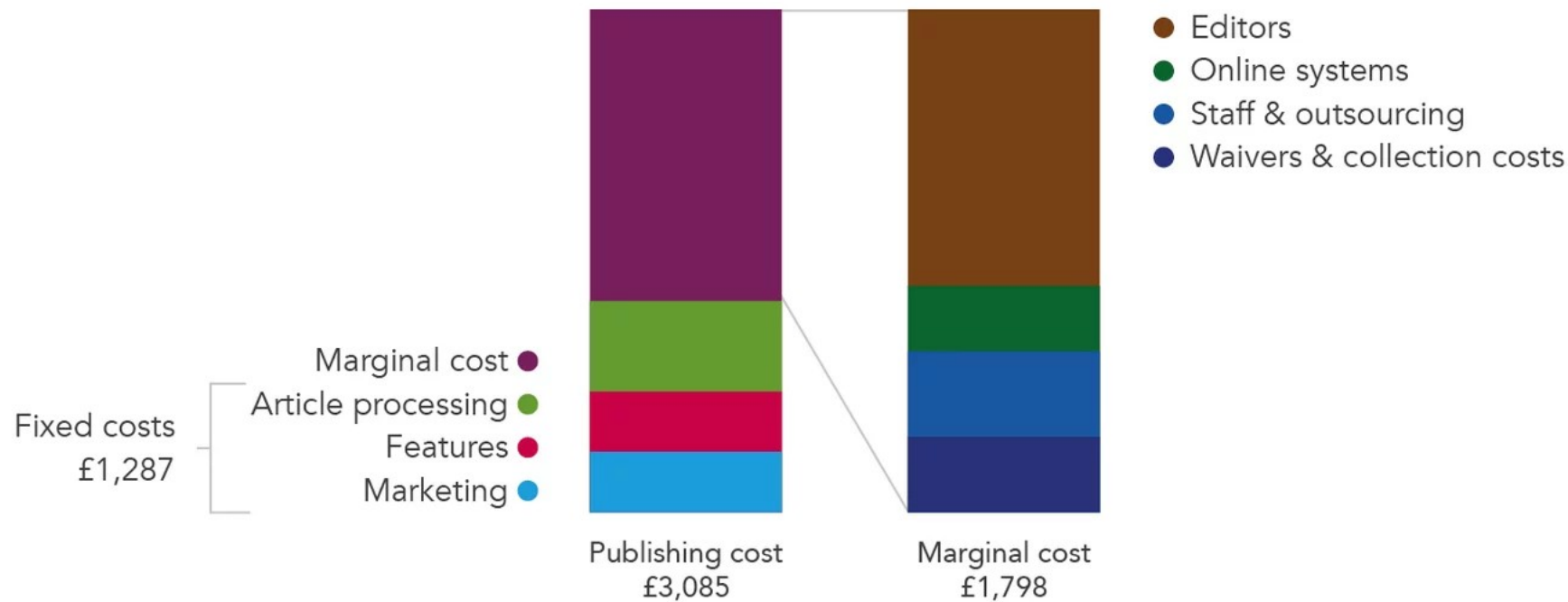


Figure 1. Fixed and marginal costs of publishing, based on projected 2017 cost per article

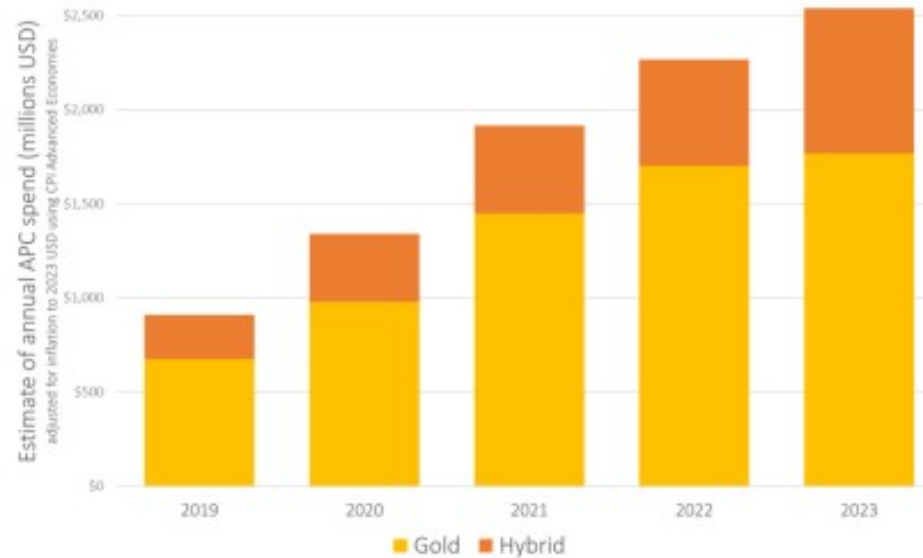



Figure 2. Estimate of annual APC spend (in millions USD) per OA type, adjusted for inflation to 2023 USD using CPI Advanced Economies.

Estimating global article processing charges paid to six publishers for open access between 2019 and 2023
Stefanie Haustein, Eric Schares, Juan Pablo Alperin, Madelaine Hare, Leigh-Ann Butler, Nina Schönfelder; 2024

<https://arxiv.org/abs/2407.16551>

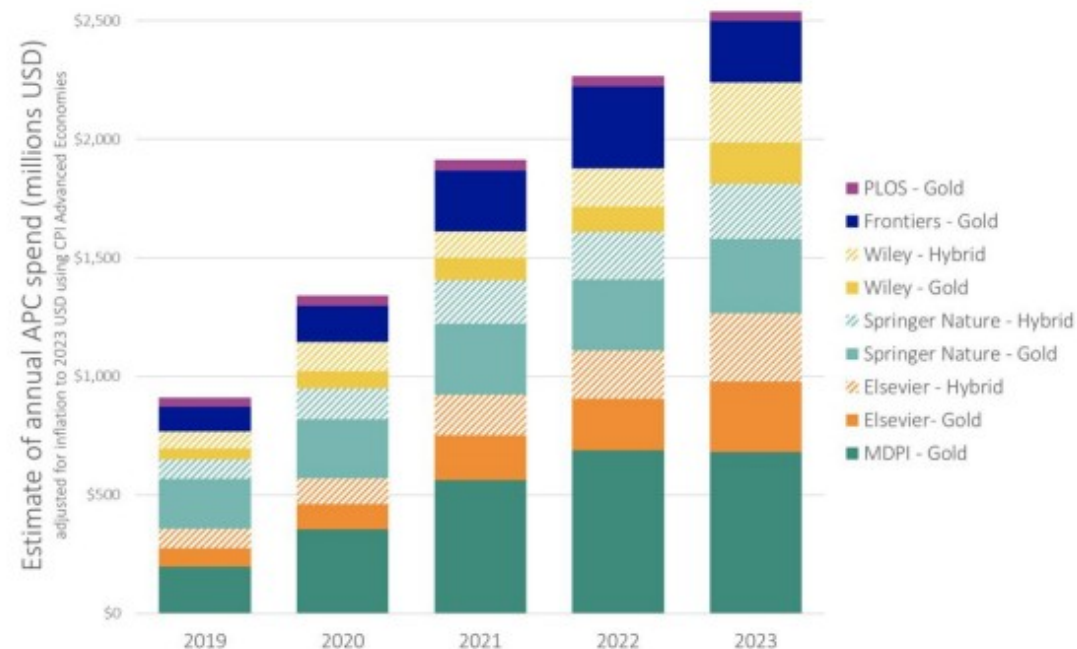


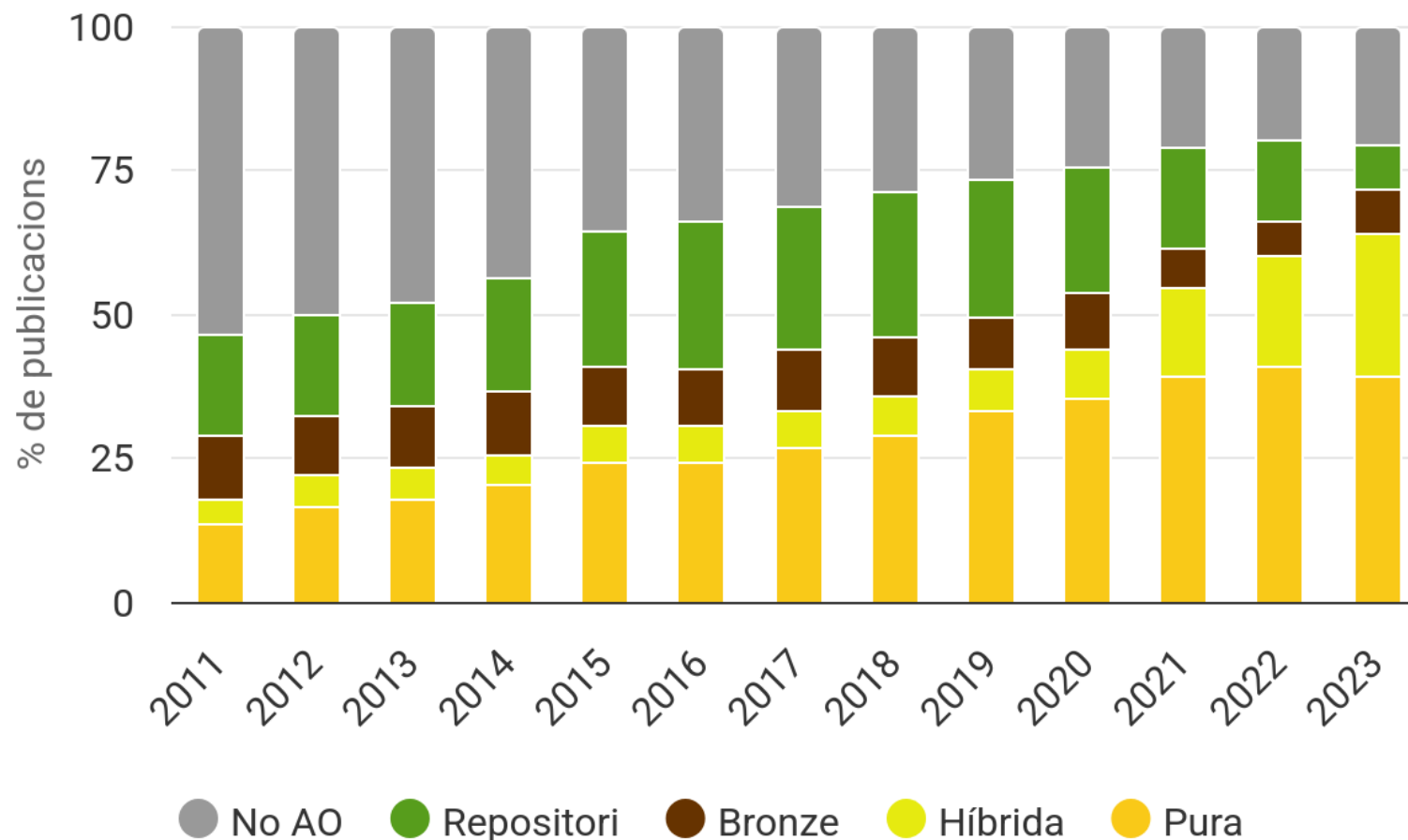
Figure 4. Estimate of annual APC revenue (in millions USD) by publisher and OA type adjusted for inflation to 2023 USD using CPI Advanced Economies.

Estimating global article processing charges paid to six publishers for open access between 2019 and 2023
 Stefanie Haustein, Eric Schares, Juan Pablo Alperin, Madelaine Hare, Leigh-Ann Butler, Nina Schönfelder; 2024

<https://arxiv.org/abs/2407.16551>



Gràfic 1. Evolució de l'accés obert: 2011-2023





Plataformas de publicación








Variantes de los APC

Submission Fees

Article Development Charges

Publishing and Reading Fees



Submission fee policy

Background

The Economic Journal introduced a submission fee in autumn 2019 to account for increased operational costs and to continue to provide a timely, high-quality editorial service to submitting authors. The full rationale for the current EJ submission fees is provided on the [website](#).

The Econometrics Journal introduced a fee in spring 2024. The rationale for introducing the fee is provided on the [website](#).

Terms & Conditions

Authors submitting to *The Economic Journal* are required to pay a submission fee for each new submission. Royal Economic Society members can benefit from a reduced submission fee. Submission fees will be calculated according to the submitting author's membership status and membership category.

Authors submitting to *The Econometrics Journal* are required to pay a submission fee for each new submission. The flat fee for all authors is £75. There is no reduced fee for RES members.

All submission fees are subject to VAT at 20%. Based on independent advice, the journal considers the submission fee as a business to consumer (B2C) transaction and therefore the transaction is exempt from reverse charge VAT.

RES will not refund submission fees, except if a genuine error has been found to occur during payment. In particular, we will not refund fees for submissions that are desk rejected (not sent to external referees).




Article development charge (ADC) for zero-embargo green open access

This option expands the choices beyond the free 12-month embargo route for those authors who do not already benefit from a [read and publish agreement](#) to comply with zero-embargo green open access mandates by posting their accepted manuscript to a repository without delay from acceptance.

The article development charge (ADC) is a flat fee of \$2,500 USD and is due once the manuscript is accepted but before publication. The ADC covers the cost of ACS' publishing services from initial submission through to the final editorial decision.

To continue enhancing opportunities for researchers and students from under-resourced regions, ADC waivers or discounts will be automatically applied to papers from corresponding authors from [all countries that currently receive special country pricing for article publishing charges \(APCs\)](#).




Publish and Read Fees

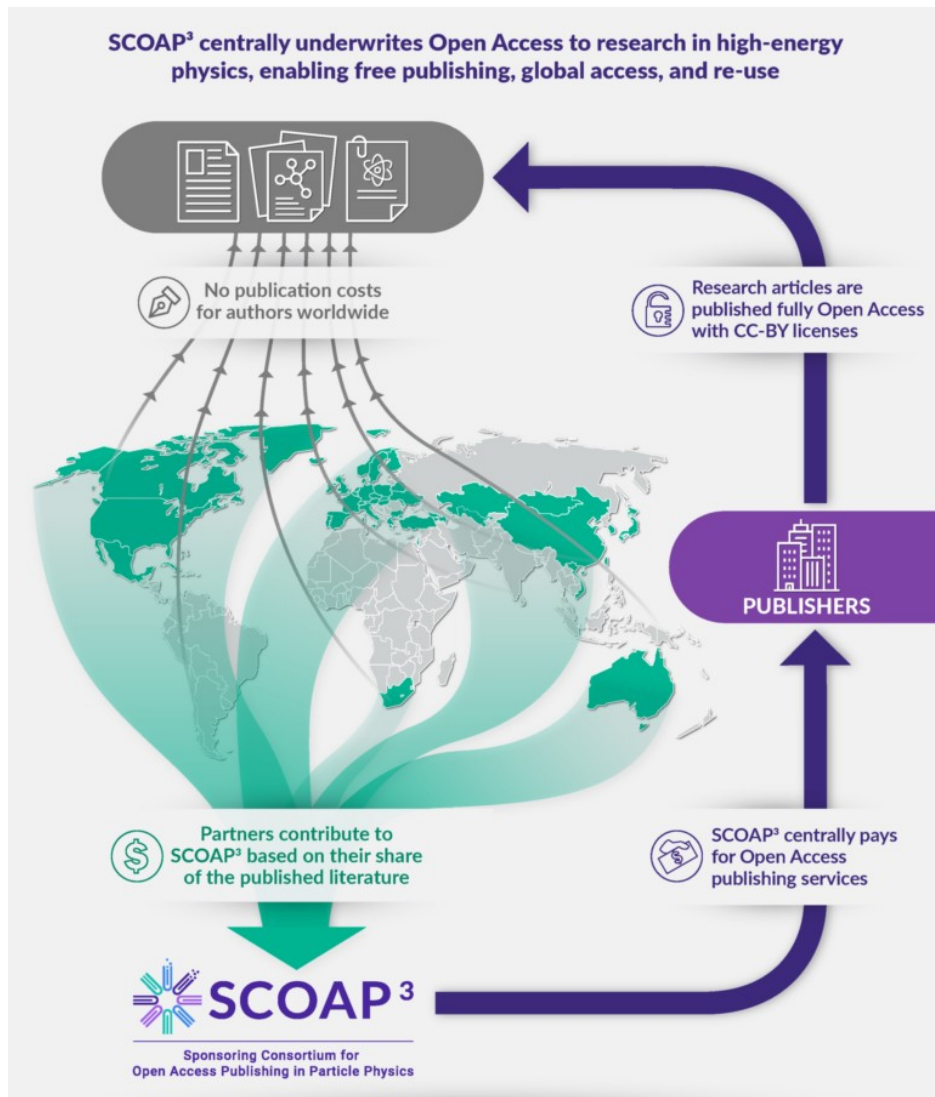
Wiley and Projekt DEAL negotiated a “Publish and Read (PAR)” fee to cover the costs for open access publications in Wiley’s hybrid journals. The PAR fee combines the publication costs for open access articles in hybrid journals with the reading access to subscription content, and is paid centrally by the participating institutions.



Modelos colaborativos



SCOAP³





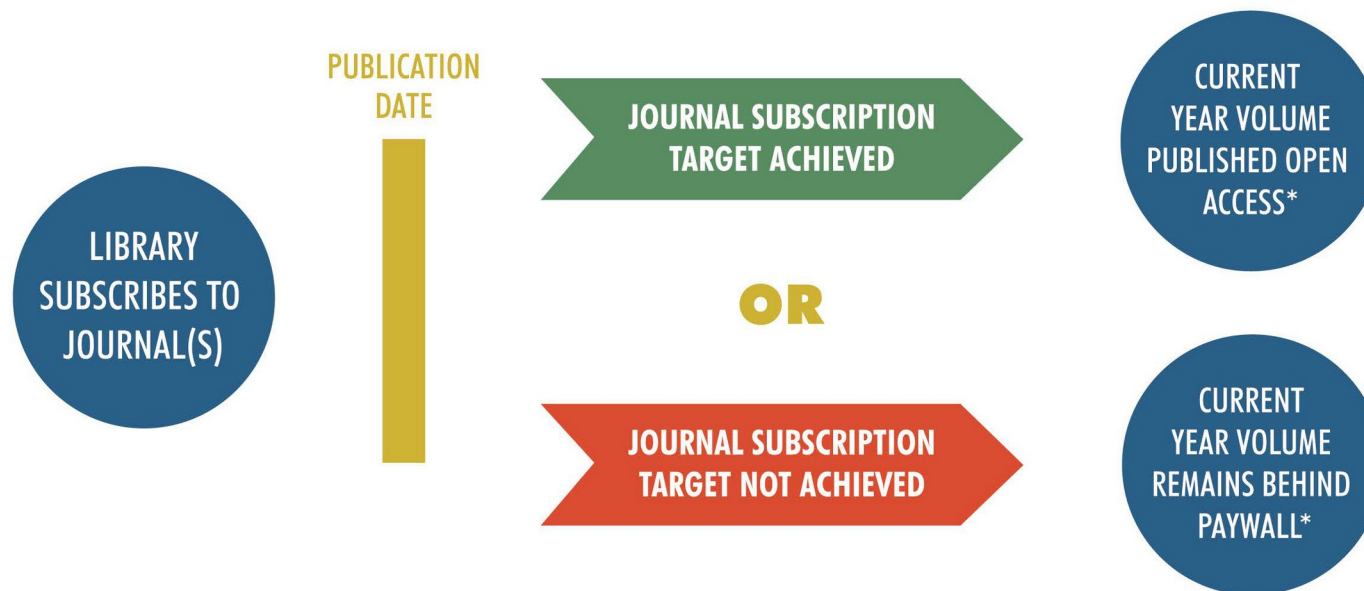
SCOAP3

Colaboración de 3000 bibliotecas
Publicados más de 70.000 artículos desde 2014
Fase 3 (2023-24): 19,3 M€ /15000 artículos






SUBSCRIBE TO OPEN



*Subscribing institutions benefit from pre and post access rights regardless of target achievement.





Subscribe to Open (S20)

- ¿Cuál es el objetivo a alcanzar?
- ¿Como repercute el aumento de subscriptores?
- Discontinuidad del acceso abierto



Community Action Publishing

We're working with institutions to build a new, more equitable future for Open Access.



PLOS Biology

Research Article \$5,500

Pre-registered Research Article \$5,500

Short Reports \$5,500

Methods and Resources \$5,500

Meta-Research Article \$5,500

Discovery Report \$4,675

Update Article \$3,150

PLOS Medicine

Research Article \$6,300



PLOS Biology

Direct + Indirect Costs	\$1,997,015
10% Operating Margin	\$199,700
Community Cost Recovery Target	\$2,196,715

PLOS Medicine

Direct + Indirect Costs	\$1,422,930
10% Operating Margin	\$142,295
Community Cost Recovery Target	\$1,565,225



	Annual Fee For a Three Year Agreement 2022- 2024 <i>Medicine</i>	Annual Fee For a Three Year Agreement 2022- 2024 <i>Biology</i>
Tier 1	\$44,305	\$42,805
Tier 2	\$26,970	\$31,595
Tier 3	\$21,575	\$27,200
Tier 4	\$14,450	\$22,800
Tier 5	\$9,250	\$16,340
Tier 6	\$6,360	\$12,000
Tier 7	\$4,625	\$9,200
Tier 8	\$3,085	\$6,400
Tier 9	\$1,930	\$4,000
Tier 10	\$1,160	\$2,400
Tier 11	\$770	\$1,600
Tier 12	\$385	\$800






Otros costes

Exceso de páginas

Figuras en color

Correcciones lingüísticas



Gracias

ilabastida@ub.edu