

EVENTOS

VIII Jornadas CRAI

2010



Information Literacy Resource Bank



crue

Universidades
Españolas

Red de Bibliotecas
REBIUN

Information Literacy Resource Bank

Rebecca Mogg

Senior Subject Librarian /
Consultant: Information Literacy



Overview

- Setting the scene
- What is the ILRB?
- What are learning objects?
- Why the learning object approach?
- Doing the initial project
- ILRB highlights
- How are they being used: pedagogical applications?
- Sharing the ILRB resources
- Developments since the initial project
 - ▶ Essay Survival Guide Podcast
 - ▶ IL Movies
- Future plans

Cardiff University

- 4200+ staff
- 27,500+ students
- 28 Schools
- 2 campuses



University Library Service

- 17 libraries
- 160 staff





The Information Literacy Group



IL at Cardiff

Taught students:

- 57% embedded IL within their courses
- Aim to embed IL within module programmes
- Delivery mainly face-to-face, within the classroom

Research students & staff:

- Actively involved in delivering IL workshops as part of centrally organised programmes

IL and employability

- IL recognised as key skill for the workplace:
- In 2005 estimated that UK SMEs wasted £3.7 billion in time through inefficient use of the internet as a search tool (1)
- Increasingly being included as a key Graduate attribute by UK and other universities

(1) DeSaulles, M. 2007. Information literacy amongst UK SME: an information policy gap. *Aslib Proceedings* 59(1) pp. 68-79.

Information Literacy Resource Bank

Home About the University Schools & Divisions Learning & Teaching Research Community & Collaboration

Information Services

Information Literacy Resource Bank

Information Literacy Resource Bank

About the ILRB
How to use the resources
Terms of use
Contact us
Comments

Information Literacy Resource Bank

View the Resource Bank by Type

- Citing References
- Databases
- EndNote
- Evaluating Information
- Multi-subject
- Plagiarism
- Search Techniques
- Voyager

Recent additions

Wikipedia Cartoon
Cartoon strip in which a student is amending Wikipedia to match his coursework submission.
© 2008 Alex.

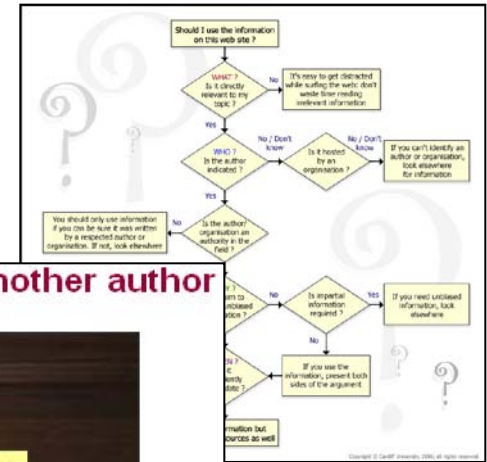
Evaluating Information tutorial
Not all information is good quality and so how do you decide whether or not to include it? This tutorial will introduce you to key criteria for evaluating the quality of information.

<http://ilrb.cf.ac.uk>

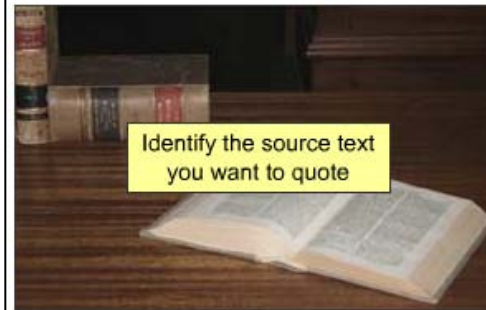
insrv

What are learning objects?

- Standalone resource
- Support learning and teaching
- Re-usable



How to quote from another author



Here are some actions that you might do when writing a piece of work. Drag and drop the action into the appropriate area of the whether or not you would need to provide a reference:

Copy text from another source	Include a table of data or a diagram from another source	Mention a fact which is commonly known
Discuss the ideas or research of another person in your own words	Write about something you know you've read about somewhere but you can't remember where	Paraphrase the ideas from two separate sources linking them together using your own words
Write about your own opinions on a topic	Present the results of your own experiment or survey	

Reference required	No reference required

Why the learning object approach?

- Increase our range of online materials on IL
- Better fit with Cardiff's approach to IL
- Develop a central bank of learning resources which are:
 - ▶ Bite-size
 - ▶ Generic but re-purposable
 - ▶ Interactive and interesting!!!
- Enhance our self-help resources for students

Doing the initial project

- Successful bid to University's Innovative Learning & Teaching Fund in 2005
- Academic staff and information specialists consulted
 - ▶ Top topics: citing references & plagiarism
- In-house development
 - ▶ Dr Ian Bradley, Information Specialist - Learning
- External collaboration
 - ▶ Birkbeck College, Open University, Washington University

IL Resource Bank highlights

The screenshot shows the homepage of the Information Literacy Resource Bank. At the top is a navigation bar with links: Home, About the University, Schools & Divisions, Learning & Teaching, Research, and Community & Collaboration. Below this is a header for 'Information Services'. The main content area features the title 'Information Literacy Resource Bank' and a button labeled 'View the Resource Bank by Type'. A vertical sidebar on the left contains a logo and a list of links: 'About the ILRB', 'How to use the resources', 'Terms of use', 'Contact us', and 'Comments'. The central area displays a list of resource categories, each with a small square icon to its left: 'Citing References', 'Databases', 'EndNote', 'Evaluating Information', 'Multi-subject', 'Plagiarism', 'Search Techniques', and 'Voyager'. On the right side, there is a 'Recent additions' section with a grey header. It lists two items: 'Wikipedia Cartoon' (a cartoon strip about amending Wikipedia) and 'Evaluating Information tutorial' (a tutorial on evaluating information quality).

Home About the University Schools & Divisions Learning & Teaching Research Community & Collaboration

Information Services

Information Literacy Resource Bank

Information Literacy Resource Bank

About the ILRB
How to use the resources
Terms of use
Contact us
Comments

View the Resource Bank by Type

Citing References

Databases

EndNote

Evaluating Information

Multi-subject

Plagiarism

Search Techniques

Voyager

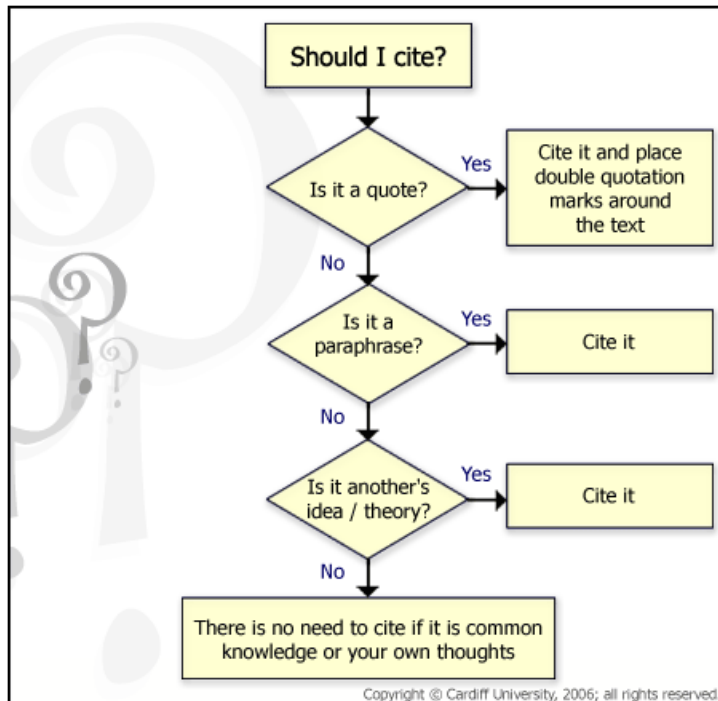
Recent additions

Wikipedia Cartoon
Cartoon strip in which a student is amending Wikipedia to match his coursework submission.
© 2008 Alex.

Evaluating Information tutorial
Not all information is good quality and so how do you decide whether or not to include it? This tutorial will introduce you to key criteria for evaluating the quality of information.

Pedagogical applications

Check prior knowledge
Practise skills



Is it plagiarism quiz

Is it plagiarism if you...

1. Copy and paste a paragraph of text from a web site without enclosing it in quotation marks and referencing the source?	<input type="checkbox"/> yes	<input type="checkbox"/> no
2. Use the ideas of another author without providing a reference, even if you write them in your own words?	<input type="checkbox"/> yes	<input type="checkbox"/> no
3. Claim work produced by another student as your own?	<input type="checkbox"/> yes	<input type="checkbox"/> no
4. Copy a diagram or data table from a web site, providing a reference for the source underneath?	<input type="checkbox"/> yes	<input type="checkbox"/> no
5. Submit all or part of one essay for two separate assignments?	<input type="checkbox"/> yes	<input type="checkbox"/> no
6. Copy words from a book into your own work, but place quotation marks around them and provide a citation?	<input type="checkbox"/> yes	<input type="checkbox"/> no
7. Include a fact or saying in your assignment which is generally known without providing a reference?	<input type="checkbox"/> yes	<input type="checkbox"/> no
8. Incorporate text from another source, changing one or two words and providing a citation?	<input type="checkbox"/> yes	<input type="checkbox"/> no

Formative assessment

Enhance lesson materials

Further help

Pedagogical applications

Embedded within E-Learning modules

Information Skills for Dentistry

STEP ONE STEP TWO STEP THREE STEP FOUR STEP FIVE



Where to start?

Think about your topic

↓

Design your search strategy

↓

Choose the right resources

↓

Evaluate information

↓


Manage and cite your references

- find high quality research information
- search for literature for your essay, assignment or dissertation
- prepare for a presentation
- revise for an exam
- cite and manage your references

Sharing the ILRB resources

- 50+ requests from external institutions
- Resources on a publicly accessible web site
 - ▶ Only copyright restricted images unavailable outside of Cardiff University
- We can supply the source files for resources created in-house
- Promote sharing of expertise and materials within the profession

Examples of re-use



Cass Business School
CITY UNIVERSITY LONDON

Choose a Section Go ▶

[Home](#) | [For Prospective Students](#) | [For Recruiters](#) | [For Business](#) | [For Media](#) | [For Alumni](#) | [For Current Students](#) | [For Staff](#)

The Cyril Kleinwort Learning Resource Centre

Using the LRC

Subject guides

24/7 E-Library

Citing references

Exam papers

Dissertations

Contact Us

106 Bunhill Row
London
EC1Y 8TZ
UK

[Learning Resource Centre](#) ▶ [Citing references](#) ▶ [Advantages of the Harvard referencing style](#) ▶ [Harvard Citations Tutorial - Aims](#)

Harvard Citations Tutorial - Aims


Page 1 of 1

Aims of this tutorial

Aims of this tutorial
How to use the tutorial
What is citing and referencing?
 An example
Why is it important to cite references?
When should I cite?
Citing using the Harvard Style
 Multiple authors
Activity 1: Citing in the text
Quotations
 How to quote
List of references
 Book
 Chapter in an edited book
 Journal article
 Electronic journal article
 Web document
Activity 2: Compile the references
Final words of advice
FAQs

This tutorial will help you understand:

- What citing and referencing mean
- Why it is important to reference the information you use
- How to cite sources in your written work using the Harvard referencing style
- How to include quotations in your written work
- How to write your references list in the Harvard style



Some Schools may adopt slight variations on the methods suggested; please consult your Handbook for further information.

[Next](#) ➔

Copyright © Cardiff University, 2007; all rights reserved.

Examples of re-use



 **Citing the law: AGLC2**

Footnotes & Bibliography

- Cases
 - Reported cases
 - Unreported cases
- Legislation
 - Primary legislation
 - Delegated legislation
 - Bills
- Journal articles
- Books
 - Single author
 - More than one author
 - Later edition
 - Edited book
 - Chapter in a book
- Parliamentary debates
- Newspaper articles
- Looseleaf services
- Conference papers
- Internet materials
- Treaties
- Quiz Questions
- Acknowledgements

Acknowledgments:

Materials written by Dennis Warren and Dr Steven Tudor, with assistance from other staff members of La Trobe University's School of Law, including Dr Savitri Taylor. It is based on the [Short Guide to Citing the Law](#), La Trobe University, 2007.

The Australian Guide to Legal Citation was developed by Melbourne University Law Review Association and is available [online here](#)..

The design was devised by Cathie Jackson and Ian Bradley, Information Services staff at Cardiff University, and was further developed by Anthony Flack, Library Web Manager, La Trobe University. See the original award winning version of [Citing the Law here](#).

[← Previous](#)

Copyright © La Trobe University, 2006; all rights reserved.



Developments after the initial project

Supporting referencing & plagiarism

- Students' Union concern that academic staff inconsistent in marking referencing
- University Learning & Teaching Committee Sub-Group tasked with addressing the problem
- Requested further learning objects on additional referencing styles
- Developed a [dedicated page on referencing](#) hosting the learning objects

Essay Survival Guide Podcast

- Supplement face-to-face IL delivery
- Complement 'visual' resources already within the ILRB
- Signpost key services and support available



CARDIFF UNIVERSITY
PRIFYSGOL CAERDYB

ESSAY SURVIVAL GUIDE THE PODCAST SERIES...

Six short weekly episodes packed with:

- student advice
- hints and tips from the experts
- links to the best information

Listen online or download at:
www.xpressradio.co.uk/survivalguide

xpressradio.
www.xpressradio.co.uk

information services
gwasanaethau gwybodaeth

“Student Survival Guide to Writing a Good Essay”

- Six short weekly episodes on:
 - ▶ What makes a good essay?
 - ▶ Quality control: information to use and avoid
 - ▶ Going beyond the reading list: finding good web sites
 - ▶ Going beyond the reading list: discovering books and journals
 - ▶ Getting your references in order
 - ▶ Meeting the deadline

- Listen online or download at:



www.xpressradio.co.uk/survivalguide

insrv

IL movies



The 'Quadrilogy'

- **Information research: the initial steps**
- **Exploring the journal literature**
- **Evaluating online information**
- **Citation and referencing: taking the frights out of your cites**

The stars

Hi folks!
I'm Nick!

...and I'm
Tom!



Future Plans

- Update the appearance of the ILRB site



- Make learning objects available via Creative Commons licences & deposit in [JORUM Open](#)
- Add new learning objects

Thank you!

Rebecca Mogg
Information Services
Cardiff University
moggr2@cardiff.ac.uk

